AIRDOPES PRIME 512
SMART GUIDE

PACKAGE CONTENTS

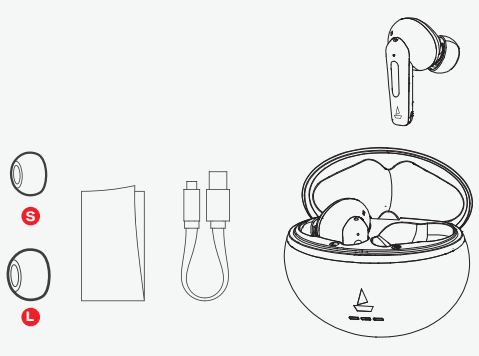

PRODUCT LABELLING

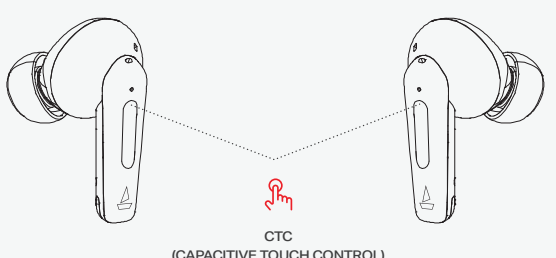

POWER ON/OFF

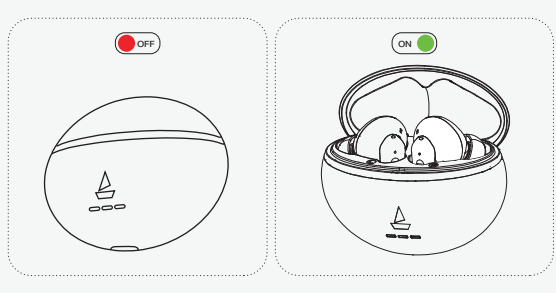

Insta Wake N'Pair (IWP™)

BLUETOOTH PAIRING

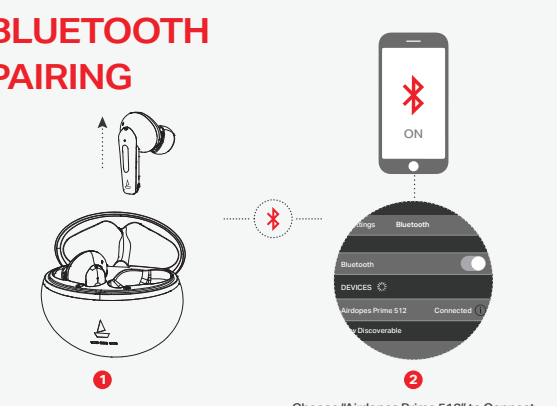

Choose "Airdopes Prime 512" to Connect

MULTIPOINT CONNECTION

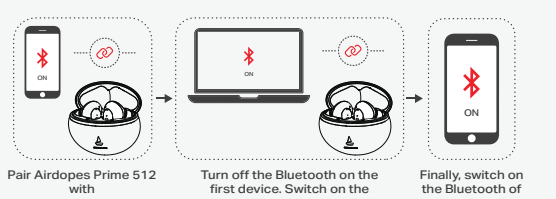

Pair Airdopes Prime 512 with your first media device via Bluetooth.

Turn off the Bluetooth on the first device. Switch on the Bluetooth on your second media device to pair with Airdopes Prime 512.

Finally, switch on the Bluetooth of the first media device again.

Congratulations! Your Airdopes Prime 512 is now connected to both devices successfully.

Note: If the earbuds are not connected, try connecting the first device manually once again to activate multipoint connection.

FUNCTIONS (CALL/MUSIC)

≪	Swipe Up
≫	Swipe Down
●●	DoubleTap
●●●	Triple Tap
L	Left Earbud
R	Right Earbud

TOUCH FUNCTIONS

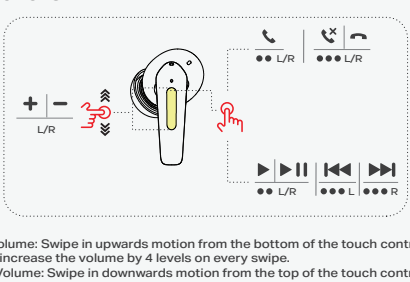

- Increase Volume: Swipe in upwards motion from the bottom of the touch control area in steps to increase the volume by 4 levels on every swipe.
- Decrease Volume: Swipe in downwards motion from the top of the touch control area in steps to decrease the volume by 4 levels on every swipe.

Note: The earbuds may start at 100% volume level when first switched on. You can adjust the volume to your preferred level using the volume controls on the earbuds.

FUNCTIONS (BEAST™ MODE/ VOICE ASSISTANT)

▬	Long Touch (2s)
R	Right Earbud
L	Left Earbud

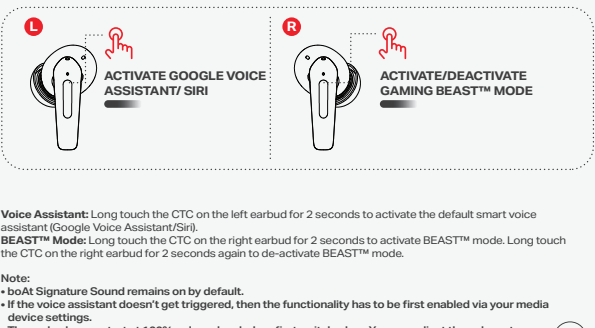

Voice Assistant: Long touch the CTC on the left earbud for 2 seconds to activate the default smart voice assistant (Google Voice Assistant/Siri).
BEAST™ Mode: Long touch the CTC on the right earbud for 2 seconds to activate BEAST™ mode. Long touch the CTC on the right earbud for 2 seconds again to de-activate BEAST™ mode.

Note:
- **boAt Signature Sound remains on by default.**
- **If the voice assistant doesn't get triggered, then the functionality has to be first enabled via your media device settings.**
- **The earbuds may start at 100% volume level when first switched on. You can adjust the volume to your preferred level using the volume controls on the earbuds.**

HEARABLES APP COMPATIBILITY

Discover the following features of your earbuds only on the Hearables App-

- Connectivity and Battery Status
- Preset & Custom EQs
- Touch Control Customization
- Activate/Deactivate Multipoint Connectivity
- Smart Diagnostics Mode

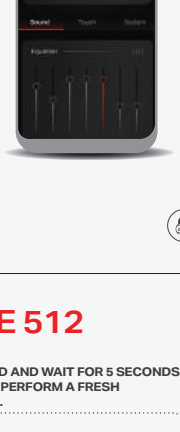

RESET AIRDOPES PRIME 512

FORGET DEVICE

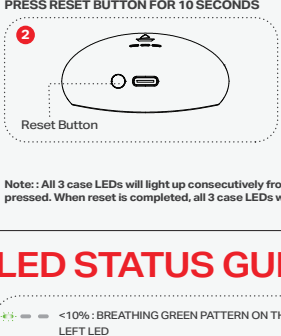

PRESS RESET BUTTON FOR 10 SECONDS

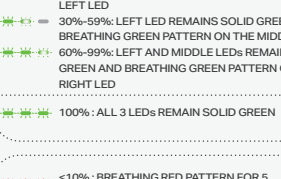

CLOSE THE LID AND WAIT FOR 5 SECONDS. OPEN CASE & PERFORM A FRESH CONNECTION.

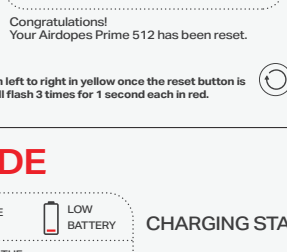

Congratulations!
Your Airdopes Prime 512 has been reset.

Note: : All 3 case LEDs will light up consecutively from left to right in yellow once the reset button is pressed. When reset is completed, all 3 case LEDs will flash 3 times for 1 second each in red.

LED STATUS GUIDE

CHARGING STATE

<10% : BREATHING GREEN PATTERN ON THE LEFT LED	LOW BATTERY
10%-29%: BREATHING GREEN PATTERN ON THE LEFT LED 30%-59%: LEFT LED REMAINS SOLID GREEN AND BREATHING GREEN PATTERN ON THE MIDDLE LED 60%-99%: LEFT AND MIDDLE LEDs REMAIN SOLID GREEN AND BREATHING GREEN PATTERN ON THE RIGHT LED	CHARGE
100% : ALL 3 LEDs REMAIN SOLID GREEN	FULLY CHARGED

NON-CHARGING STATE

<10% : BREATHING RED PATTERN FOR 5 SECONDS ON ALL 3 LEDs	LOW BATTERY
10%-29%: LEFT LED REMAINS SOLID RED FOR 5 SECONDS 30%-59%: LEFT AND MIDDLE LEDs REMAIN SOLID GREEN FOR 5 SECONDS 60%-99%: ALL 3 LEDs REMAIN SOLID GREEN FOR 5 SECONDS	CHARGE
100% : ALL 3 LEDs REMAIN SOLID GREEN FOR 5 SECONDS	FULLY CHARGED

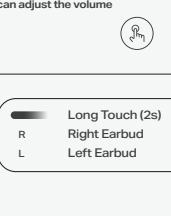

LED STATUS GUIDE

<30% : RED LED FLASHES 3 TIMES WITH TONE PROMPT	LOW BATTERY
30%-100% : BLUE LED FLASHES 3 TIMES	CHARGE

TWS CHARGING FROM THE CASE

TWS CHARGING FROM THE CASE	CASE LED INDICATION WITH LID OPEN
LEFT EARBUD INSIDE	LOW BATTERY (<20%) LEFT LED REMAINS SOLID RED FOR 5 SECONDS CHARGE (20%-100%) LEFT LED REMAINS SOLID BLUE FOR 5 SECONDS
RIGHT EARBUD INSIDE	LOW BATTERY (<20%) RIGHT LED REMAINS SOLID RED FOR 5 SECONDS CHARGE (20%-100%) RIGHT LED REMAINS SOLID BLUE FOR 5 SECONDS

SPECIFICATIONS

Headphone Type	TWS Earbuds
Bluetooth Version	v6.1
Music Playtime (with Charging Case)	Up to 50 hrs (at 60% volume)
Number of AI-ENx™ Equipped Mics	4
IWP™ Tech	Yes
Fast Pair	Yes
BEAST™ Mode	Yes; 50 ms Low Latency
Transmission Range	12 m
Driver Size	13 mm*2
Supported Codecs	AAC/SBC
Frequency	20 Hz-20 kHz
Battery	400 mAh (Case); 35 mAh*2 (Earbuds)
ASAP™ Charge	Yes; 10 mins charge = 180 mins playtime
Charging Time	60 mins (Case); 25 mins (Earbuds)
Charging Interface	USB Type-C
Water Resistance	IPX4

CHARGING GUIDELINES

Charging norms & Precautionary Guidelines: -	
1) Charger/Brick/Adapter 2) Cable/Wire	: 5V/2A : Standard Cable (10 strands @0.10mm diameter/ strand)
Any other accessory can be used to charge the product as long as the above-mentioned norms are followed.	

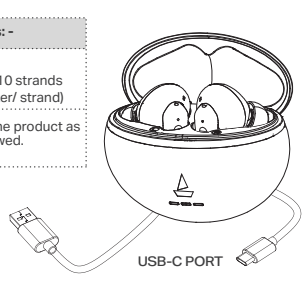

Note: (1) Before using the earbuds for the first time, it is recommended to fully charge them.
(2) Please note that the earbuds cannot be used / switched on while charging.
(3) This device and any electrical accessories are compliant with local applicable rules on the restriction of the use of certain hazardous substances in electrical and electronic equipment.

LEARN MORE ABOUT YOUR PRODUCT

Scan this QR Code to Access Your Product's Manual, FAQs, and Warranty Information